

## How to use your Accuhaler™

- 1** This information comes from the video that shows you the right way to use your Accuhaler. The Accuhaler is a specially designed inhaler device that delivers a measured dose of powdered medicine straight to your lungs. Inside a new Accuhaler there are 60 doses of powdered medicine in a foil strip with blisters.




- 2** The arrows in the following frames point to the parts of the Accuhaler that appear in this demonstration. Don't worry if your Accuhaler is a different colour. It will still work in the same way.

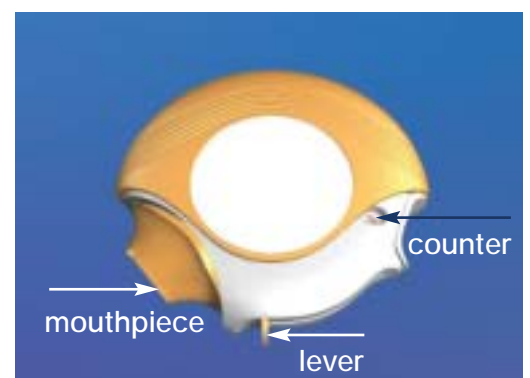
This picture shows the outer case of the Accuhaler, which is closed at the moment.



- 3** The thumb grip opens the Accuhaler.



- 4** This picture shows the Accuhaler fully open. The arrows point to the mouthpiece, the counter and the lever, which prepares the Accuhaler for use.



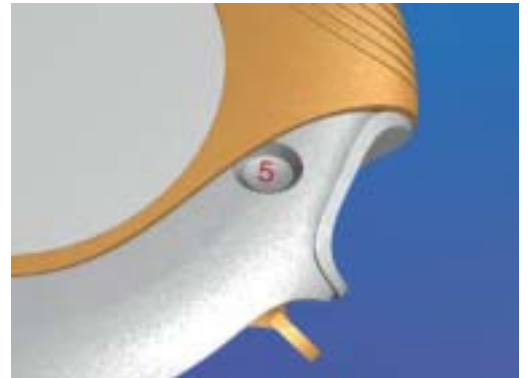
## How to use your Accuhaler™

---

- 5** The counter tells you the number of doses of medicine left. It starts at 60.



- 6** When you only have 5 doses left the number appears in red. Remember to ask your doctor for a new prescription in good time.



- 7** To prepare the Accuhaler for use, hold the outer case of the closed Accuhaler in one hand and put the thumb of your other hand on the thumb grip.



- 8** Push your thumb away from you as far as it will go until you hear a click.



## How to use your Accuhaler™

---

**9** Hold the Accuhaler with the mouthpiece towards you.



**10** Now slide the lever away from you, as far as it will go until it clicks. Your Accuhaler is now ready for use.

Every time you slide the lever, it opens a blister of powdered medicine. So don't play with the lever and waste the medicine.



**11** To inhale the medicine, hold the Accuhaler away from your mouth. Breathe out as far as you comfortably can. Never breathe into your Accuhaler.



**12** Put the mouthpiece between your lips. Suck in quickly and deeply through the Accuhaler.



## How to use your Accuhaler™

---

- 13** Remove the Accuhaler from your mouth. Hold your breath for about 10 seconds or for as long as you comfortably can.



- 14** Breathe out slowly.



- 15** When you have finished, you should close the Accuhaler. Holding it in both hands with one thumb on the thumb grip, simply slide the thumb grip back towards you as far as it will go. As you do this, it will click shut. The lever automatically returns to its original position and is reset. Your Accuhaler is then ready to use again.



- 16** If your doctor has told you to take two doses at a time, open the Accuhaler again and repeat this process.



## *How to use your Accuhaler™*

---

- 17** To clean the Accuhaler, simply wipe the mouthpiece with a dry tissue. And that's it. If you have any problems using your Accuhaler please speak to your pharmacist, nurse or doctor. Thank you.

